



Virginia Department of Veterans Services



Housing and Homelessness

Desiree L. Taylor, M.S.

Housing and Criminal Justice Coordinator

Veteran Services Foundation (VSF)

Assists Supportive Services for Veteran Families (SSVF), HUD-Veterans Affairs Supportive Housing (HUD-VASH), and other community providers with **rental assistance** and **homeless prevention funds** for **veterans** and **families**.

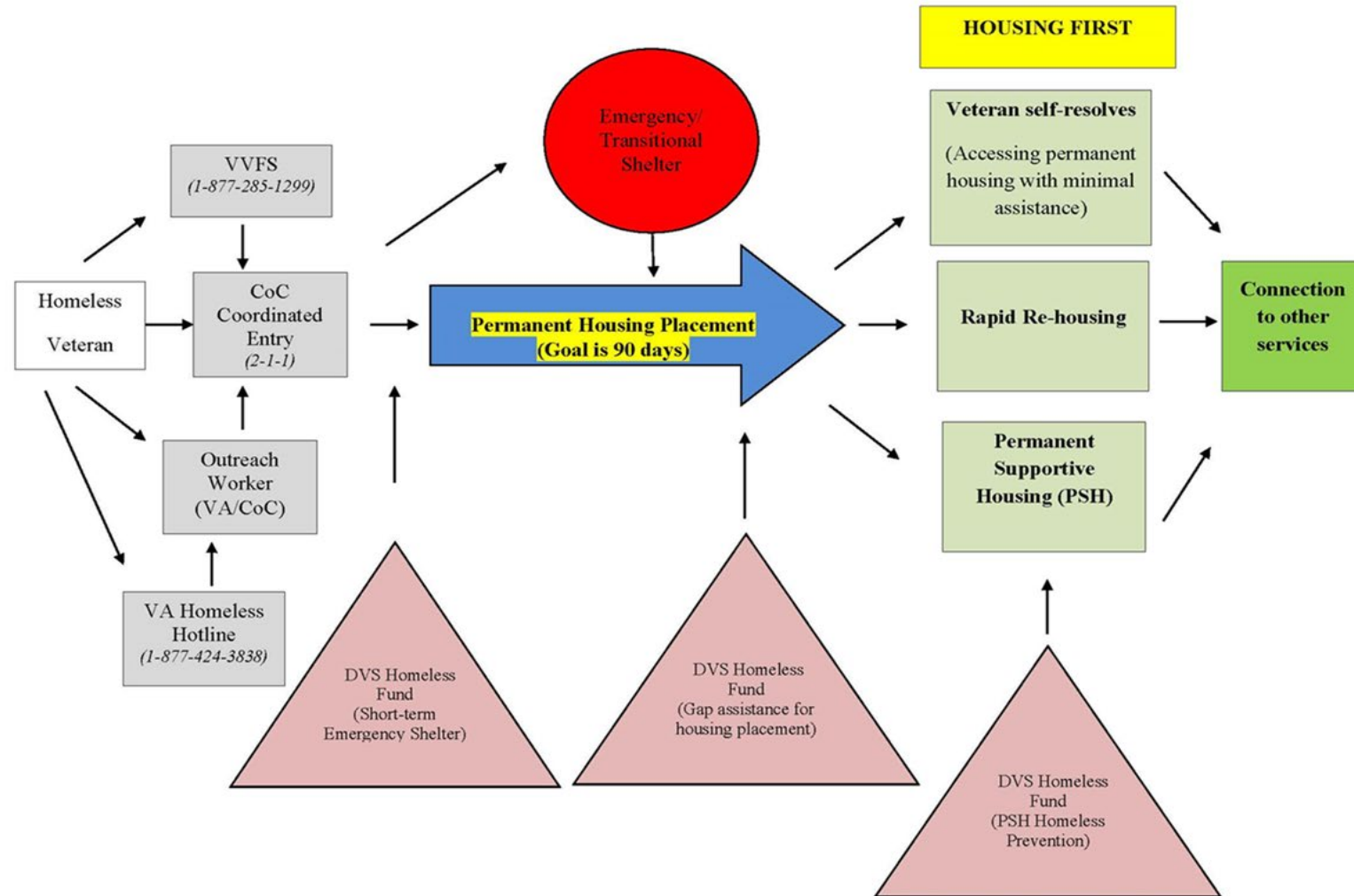
Managed by the Housing and Criminal Justice Coordinator

Desiree L. Taylor, M.S.

Veteran Services Foundation (VSF) FY23

- Total Funds Utilized
 - \$239,256
- Total Veterans Served
 - 226
- Top Resources Requested
 - Rental Arrears/Judgements for Eviction
 - Security Deposits and First Month Rent
 - Utility Assistance

Veteran Homeless System Flowchart and Funding



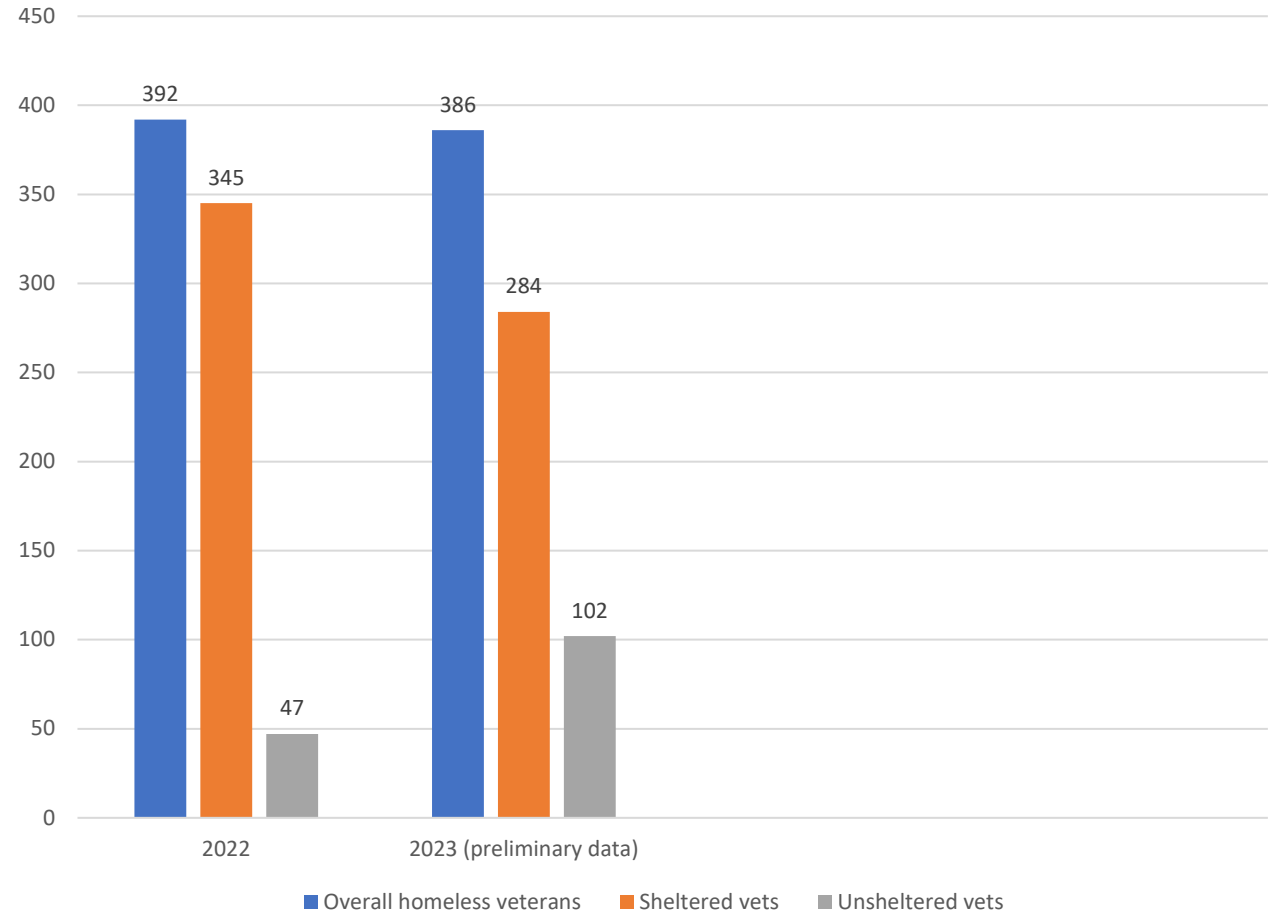
Point in Time Count(PIT) FY23 v. FY22

- **FY23 Total of 386 Homeless Veterans**
 - 284 Sheltered
 - 102 Unsheltered
- **FY22 Total 395 Homeless Veterans**
 - 345 Sheltered
 - 47 Unsheltered

****2.3 % drop in total number of homeless Veterans from FY22 to FY23.***

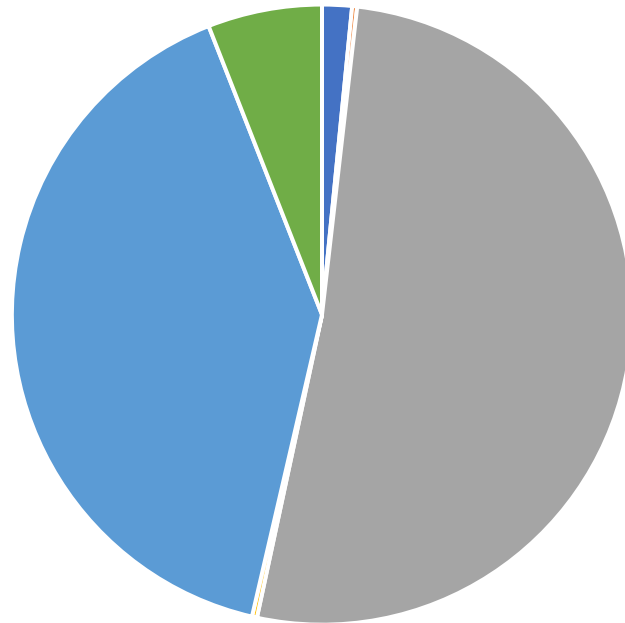
****Increase number in unsheltered Veterans from FY22 to FY23. Likely due to rising housing costs and increasing inflation rates.***

2022 and 2023 (preliminary) PIT Count Data -Veterans



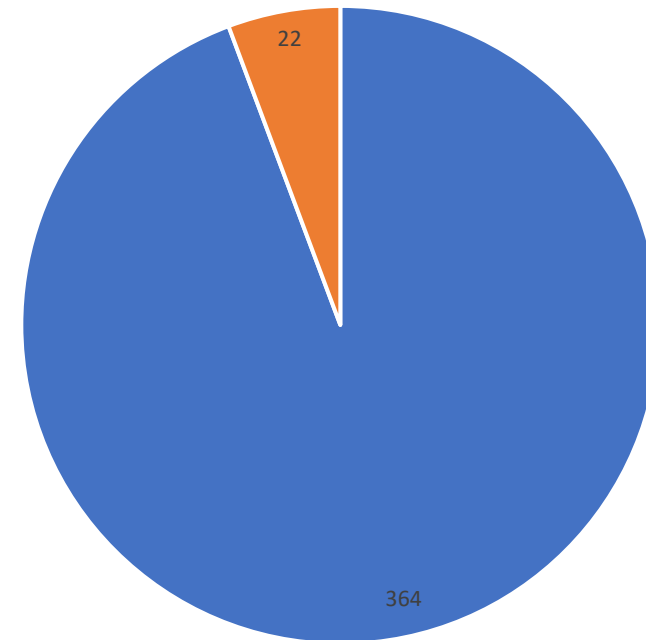
2023 PIT Count Preliminary Data-Veterans

2023 PIT count Veterans-Race (preliminary data)



- AI, AN, Indigenous
- Black, AA, or African
- White
- Asian or Asian American
- Native Hawaiian, Pacific Islander
- Multiple Races

PIT Count-Veterans-Ethnicity



- Non-Hispanic/Non-Latino
- Hispanic/Latino

Challenges in Housing

- **Affordable Housing**

- Average rent increase of 24% for Virginians
- 60% of Virginians have had their rent increased

**Richmond region has a shortage of 33,206 units available & affordable to households earning 30% or less AMI. For every 100 Extremely Low Income (ELI) renters only 31 units are available.*

**Richmond region has a shortage of 28,626 units available and affordable for those earning 50% or less AMI. For every 100 Very Low Income (VLI) renters, only 63 units are available.*

Challenges in Housing

- Impact of Inflation (*Richmond as an example*)
 - Cost Burden (When residents pay more than 30% of their income)

Richmond AMI Chart 2021-2022				
AMI	2021		2022	
	1 Person	Family of 4	1 Person	Family of 4
Low 80-50%	\$50,400	\$72,000	\$56,400	\$80,550
Very Low 50-30%	\$31,500	\$45,000	\$35,250	\$50,350
Extremely Low 30%-below	\$18,900	\$27,000	\$21,150	\$30,200

87% of the state's cost burden renters fall in the ELI category.

72% of ELI renters pay 50% or more of their income.

How does VVFS assist?

- ***VVFS Resource Specialists, VJS, and VPS***
 - Provide resource connections and care coordination for veterans experiencing homelessness
 - Assist veterans with increasing access to services
- ***Housing & CJ Coordinator and Housing & CJ Director***
 - Support the development of state level policies, plans, and strategies related to addressing veteran homelessness
 - Coordinate housing/homeless direct services implementation and provide technical assistance
 - Promote interagency collaboration
 - Identify available housing resources
 - Support the management of the Veterans Services Foundation Homeless Subfund

Additional Information

- There continues to be a shortage of affordable housing and an eviction crisis
- Rental increases are placing additional burdens on veterans and families to acquire and maintain housing.
- Programs that provided supportive services are no longer operating or have not received continued funding (depletion of CARES Act funding).

Housing is a critical component of well-being, is a protective factor for suicide risk, and is essential for veterans and their families to Stay, Work, and Thrive in Virginia.